

GRASS SEED

The Masterline Pro Master lawn mixtures have been specifically designed to ensure successful results on large-scale professional schemes or the small private garden.

Three mixtures are available from the Trading Shop:

PM51 – for hard-wearing lawns

PM52 – for fine lawns

PM60 – for shaded conditions.

Masterline Pro Master grass seed is GroMax treated. GroMax is a dry formulation of natural humates and humic acids, seaweed extract, a proprietary blend of natural sugars (sucrose), vitamins (B complex & K), soluble potash and buffering agents.

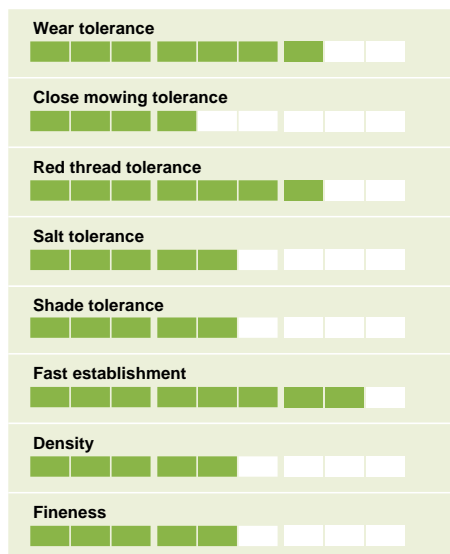
- Masterline Pro Master treated grass seed is harmless to the environment.
- Do not handle the seed unnecessarily.
- Wash hands and exposed skin after handling the seed.
- Keep the seed out of reach of children.



GRASS SEED (PM51) for Hard-Wearing Lawns (with Ryegrass)

A hard-wearing mixture that will establish rapidly. Ideal for general purpose landscaping and lawns. Fast establishment, improved colour, increased drought tolerance and incredible disease resistance.

Ratings



%	Cultivar	Species
30%	DOUBLE	4Turf Tetraploid perennial ryegrass
30%	ESQUIRE	Perennial ryegrass
40%	MAXIMA	Strong creeping

Sowing rate:	35-50g/m ²
Overseeding:	25-50g/m ²
Mowing height:	down to 13mm

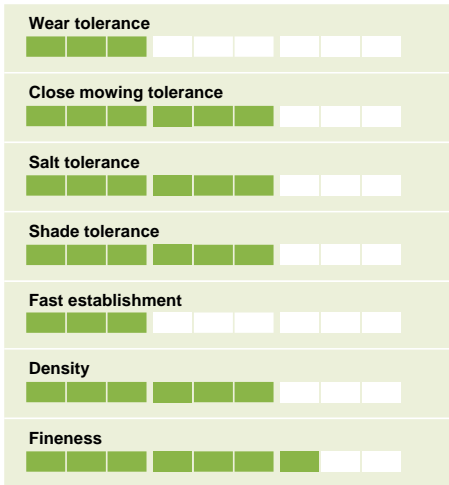
GRASS SEED (PM52) for Fine Lawns *(without Ryegrass)*

A fine-textured mixture of fescue grasses, which isn't too demanding with regard to maintenance. Fescue grasses reduce maintenance. Suitable for landscaping and lawns.

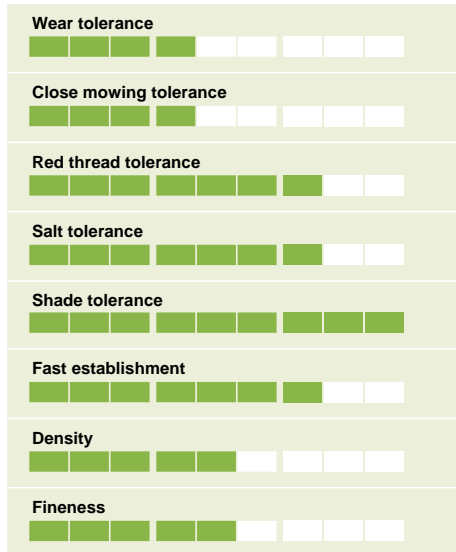
GRASS SEED (PM60) for Shaded Conditions *(without Ryegrass)*

A top quality mixture designed to produce an excellent wear-tolerant turf under shaded conditions. Germinates rapidly, providing an exceptionally fine, dense, green growth year round. To ensure successful results, do not mow too closely and feed regularly.

Ratings



Ratings



%	Cultivar	Species
30%	WAGNER	Chewings fescue
70%	MAXIMA	Strong creeping red fescue

Sowing rate:	35-50g/m ²
Overseeding:	25-50g/m ²
Mowing height:	down to 13mm

%	Cultivar	Species
10%	SABRENA 1	Rough stalked meadow grass
35%	WAGNER	Chewings fescue
35%	PINAFORE	Slender creeping red fescue
20%	SERGEI	Strong creeping red fescue

Sowing rate:	35-50g/m ²
Overseeding:	25-50g/m ²
Mowing height:	down to 25mm